




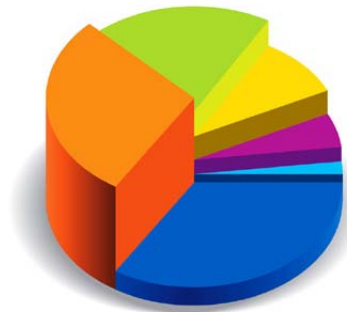


# Investor Update

Q3 FY'09 – 28 / 01 / 2009

# Overview

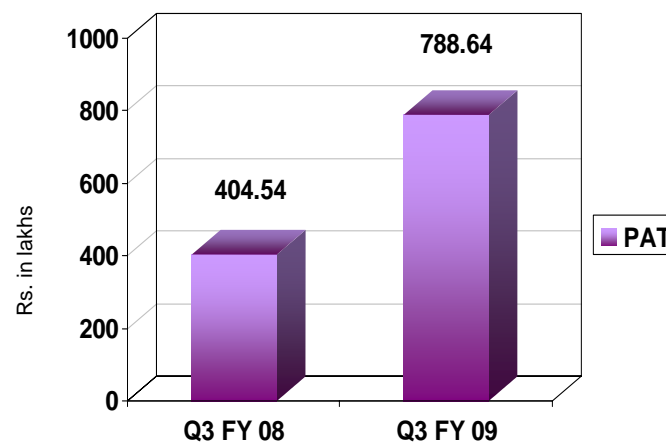
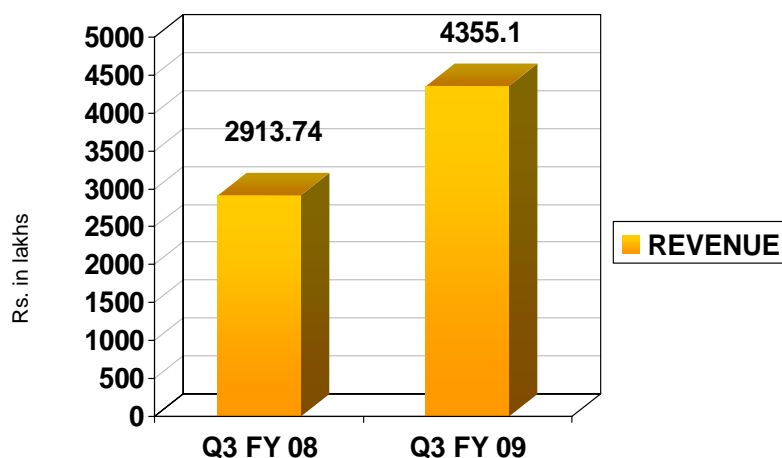
-  Financial Results - Consolidated
-  Financial Results - Standalone
-  Divisional Performance
-  Financial Statements - Consolidated
-  Shareholding Pattern



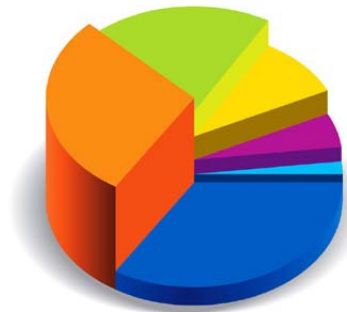
# Financial Results Consolidated

# Financial Results - Consolidated

- Everonn's Q3 FY 09 revenue rose to **Rs. 4355 lakhs**, up by **49%** as compared to Q3 FY 08
- PAT rose to **Rs. 788 lakhs**, up by 95% as compared to Q2 FY 08



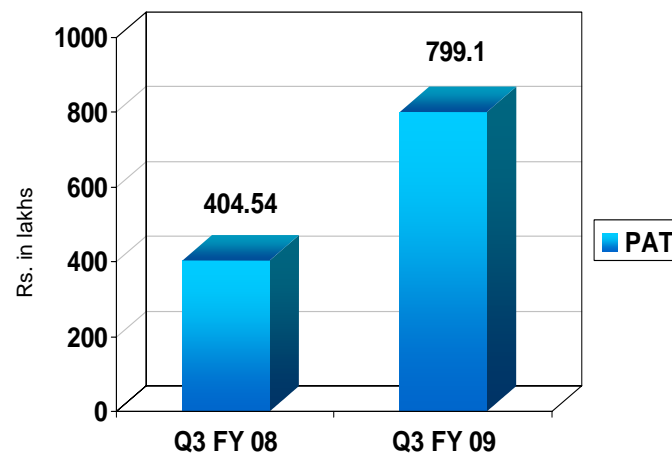
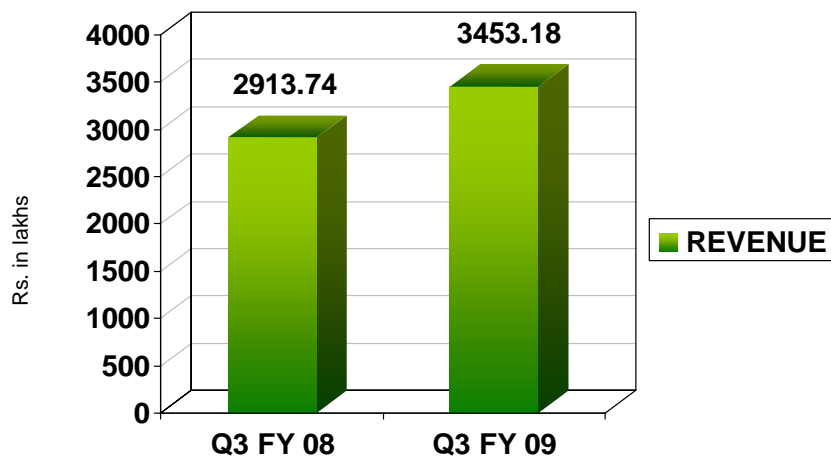
Particulars	Rs. in lakhs				
	Qtr Ended 31-Dec- 08	Qtr Ended 31-Dec-07	Nine Months Ended 31-Dec-08	Nine Months Ended 31-Dec-07	Year Ended 31-Mar-08
Revenue	4355.10	2913.74	10888.65	6074.01	9,164.20
PAT	788.64	404.54	1746.69	724.71	1,381.05



# Financial Results Standalone

# Financial Results - Standalone

- Everonn's Q3 FY 09 revenue rose to **Rs. 3453.18 lakhs**, up by **19%** as compared to Q3 FY 08
- PAT rose to **Rs. 799.10 lakhs**, up by **98%** as compared to Q3 FY 08



Particulars	Rs. in lakhs				
	Qtr Ended 31-Dec-08	Qtr Ended 31-Dec-07	Nine Months Ended 31-Dec-08	Nine Months Ended 31-Dec-07	Year Ended 31-Mar-08
Revenue	3453.18	2913.74	9074.83	6074.01	9123.21
PAT	799.10	404.54	1909.02	724.71	1378.56

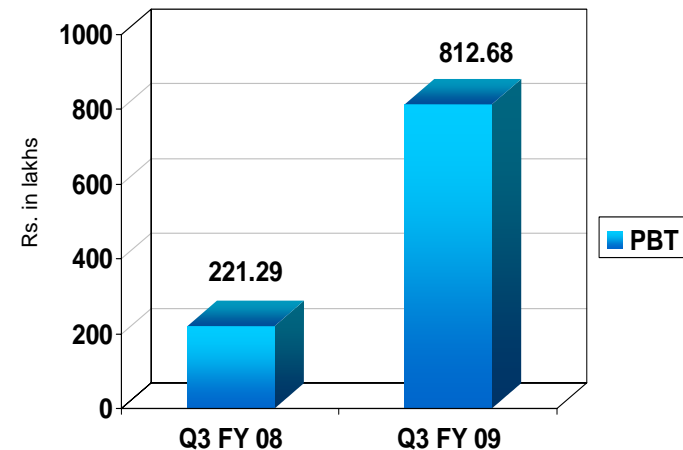
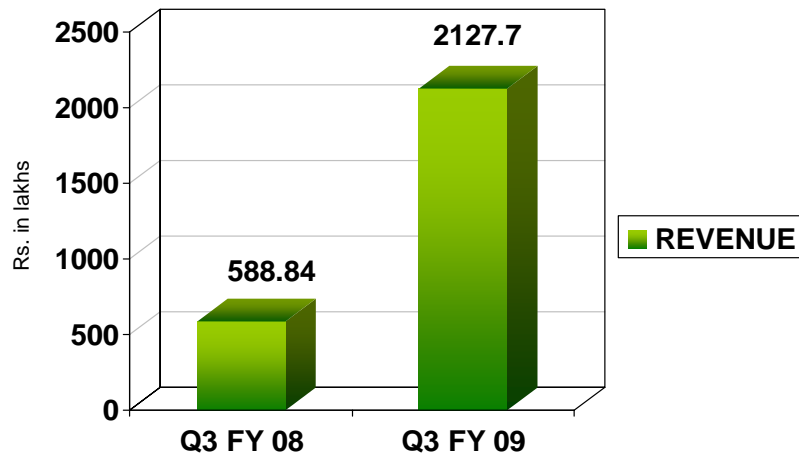


# Divisional Performance

# ViTELS

## Virtual & Technology Enabled Learning Solutions

Using technology extensively, Everonn conquers the barriers of distance and delivers an enriched and integrated learning experience. It develops and dispenses content of universal standard for audience at schools, colleges, corporate and retail segments.

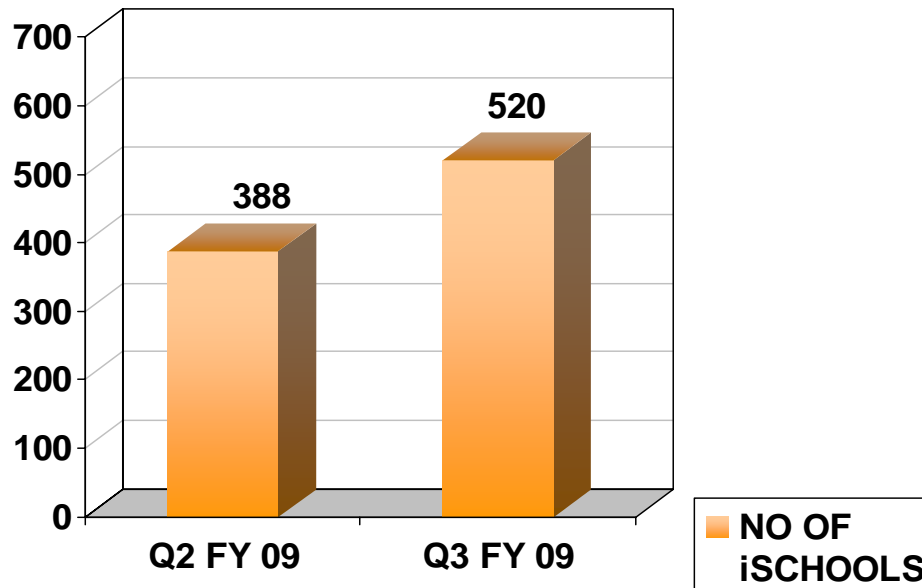


# ViTELS – i school

Added 132 ischools during Q3 FY 09

End Q2 FY 09 – 388 Schools

End Q3 FY 09 – 520 Schools

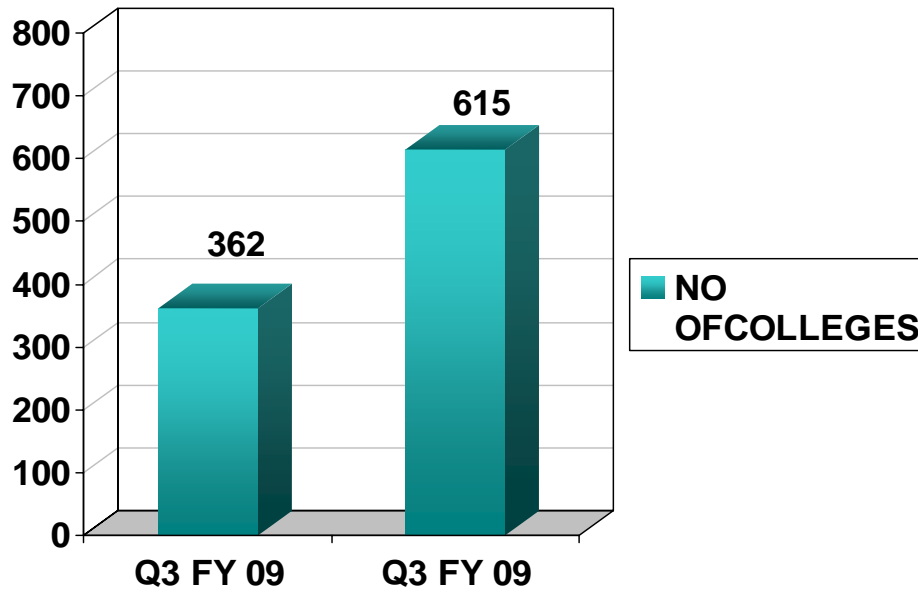


# ViTELS - Colleges

Added **253 colleges** during Q3 FY 09

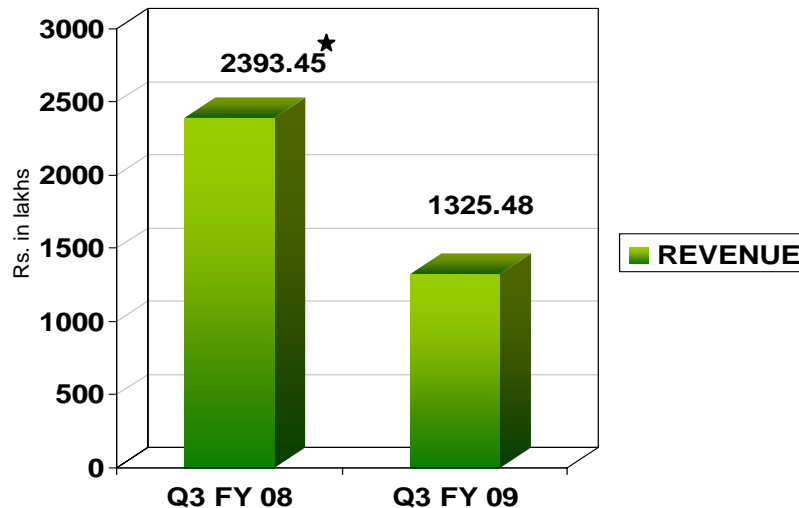
End Q2 FY 09 – 362 Colleges

End Q3 FY 09 – 615 Colleges

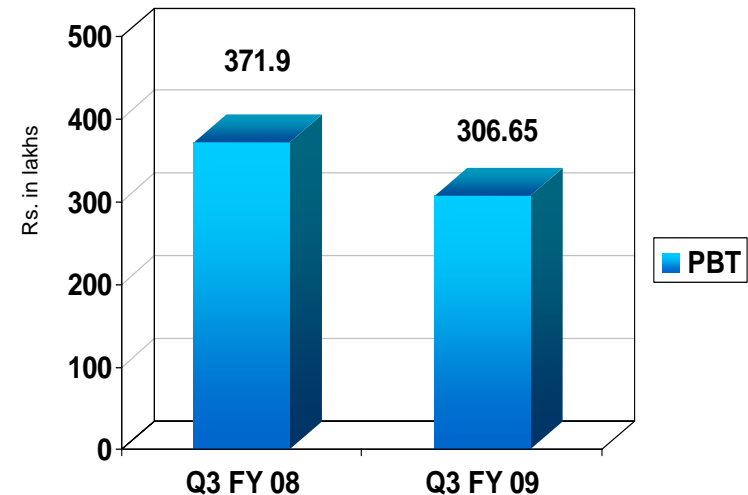


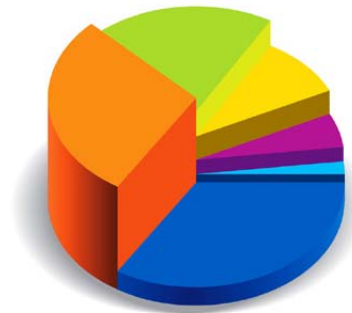
# ICT – Instructional & Computing Technology

As pioneers in computer education in Schools, Everonn has partnered various State Governments to bridge the digital divide by setting up computer labs and imparting Computer Education and Computer Aided Learning under our ICT programme. Present in 4442 schools across India.



★Gujarat contract – Sales Model





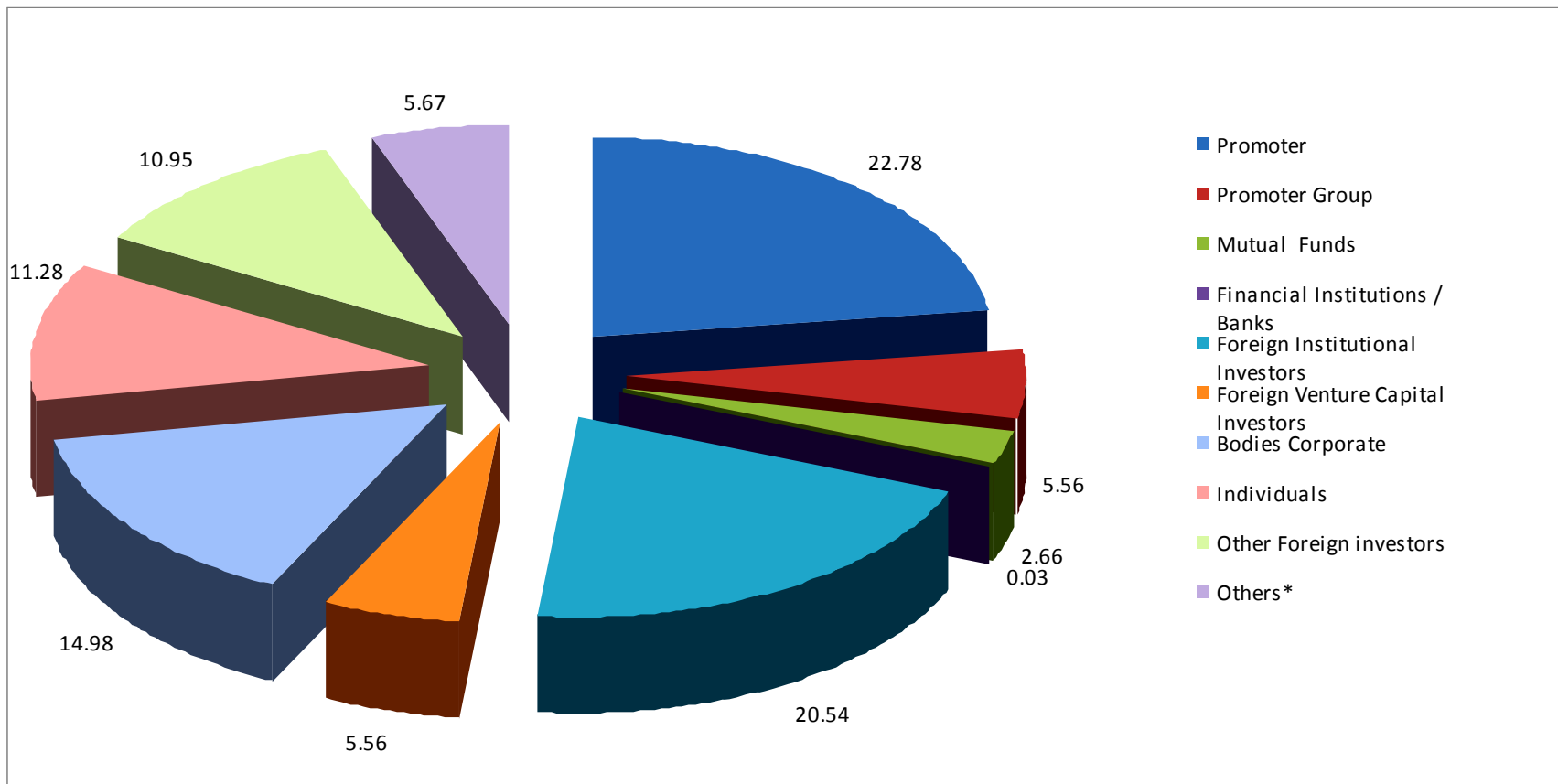
# Financial Statements

# Financial Statements - Consolidated

Rs. in lakhs

Particulars	Qtr Ended	Qtr Ended	Nine Months Ended	Nine Months Ended	Year Ended
	UnAudited	UnAudited	UnAudited	UnAudited	Audited
	31-Dec-08	31-Dec-07	31-Dec-08	30-Dec-07	31-Mar-08
1. Net Sales/Income from Operations	4,355.10	2,913.74	10,888.65	6,074.01	9,164.20
2. a. Purchase of traded goods	833.71	167.25	1,695.62	167.25	927.88
b. Employees cost	682.59	340.76	1,791.78	902.94	1,192.83
c. Depreciation	484.37	270.51	1,121.59	786.45	985.91
d. Other expenditure	1,116.43	1,540.55	3,323.33	2,988.72	3,703.17
<b>e. Total</b>	<b>3,117.10</b>	<b>2,319.07</b>	<b>7,932.32</b>	<b>4,845.36</b>	<b>6,809.79</b>
3. Profit from Operations before Other Income, Interest	1,238.00	594.67	2,956.33	1,228.65	2,354.41
4. Other Income	118.45	68.55	333.10	82.55	154.24
5. Profit before Interest and Exceptional Items (3+4)	1,356.45	663.22	3,289.43	1,311.20	2,508.65
6. Interest	128.75	70.02	355.31	244.18	332.04
7. Profit before tax	1,227.70	593.20	2,934.12	1,067.02	2,176.61
8. Tax Expenses	439.05	188.65	1,187.43	342.31	795.56
<b>9. Net Profit (+) / Loss (-) after tax (7- 8)</b>	<b>788.65</b>	<b>404.55</b>	<b>1,746.69</b>	<b>724.71</b>	<b>1,381.05</b>

# Shareholding Pattern in %





**Everonn Systems India Limited**

No 82, IV Avenue , Ashok Nagar, Chennai -600083  
Tel: +91-44-23718202, 24715356, Fax: + 91-44-24717845  
Website: [www.everonn.com](http://www.everonn.com)

For all investor queries please contact  
**Mr. S. VIJAYANAND**  
Company Secretary  
E-mail: [vijayanand@everonn.com](mailto:vijayanand@everonn.com)