




Investor Update

Q2 FY'09 – 29-10-08





The smart start for a smart career

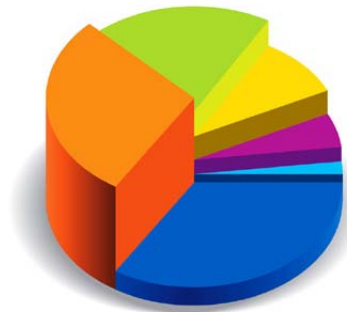
Everonn iSchool.....One stop

Interactive Curriculum Support
Corporate Social Responsibility Initiative from
everonn
Everonn Systems India Limited
Sponsored by
Shri. J. A.P.J. ABDUL KALAM
India on October 1, 2008
Sri. J. A.P.J. ABDUL KALAM
Ashram School

TOPPING to IIT, JEE

Overview

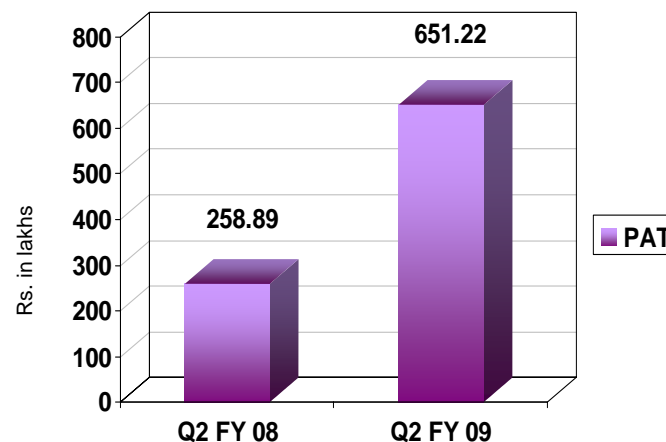
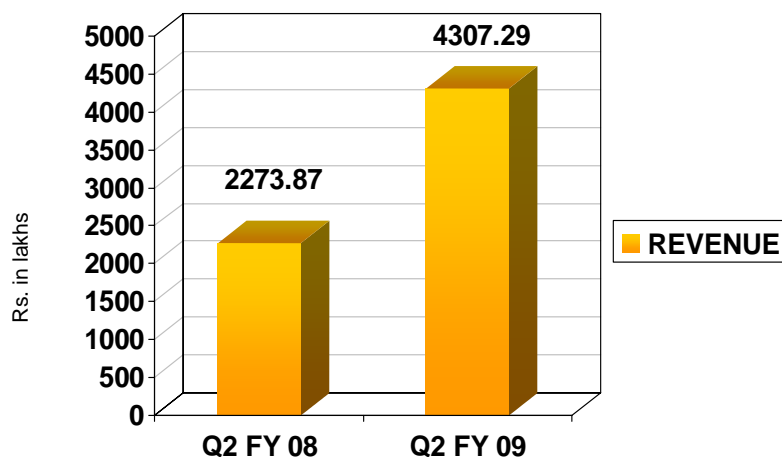
-  Financial Appraise - Consolidated
-  Financial Appraise - Standalone
-  Divisional Recital
-  Financial Statements
-  Shareholding Pattern



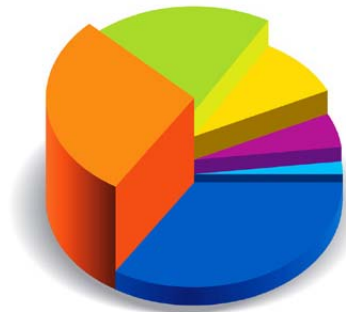
Financial Appraise Consolidated

Financials Appraise - Consolidated

- Everonn's Q2 FY 09 revenue rose to **Rs. 4307 lakhs**, up by **89%** as compared to Q2 FY 08
- PAT rose to **Rs. 651 lakhs**, up by 151% as compared to Q2 FY 08



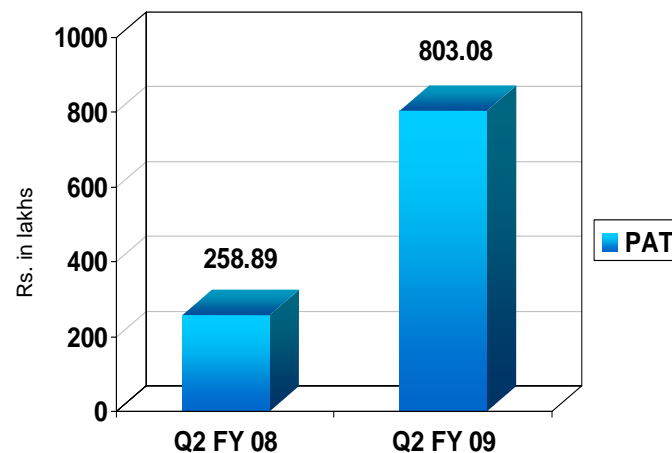
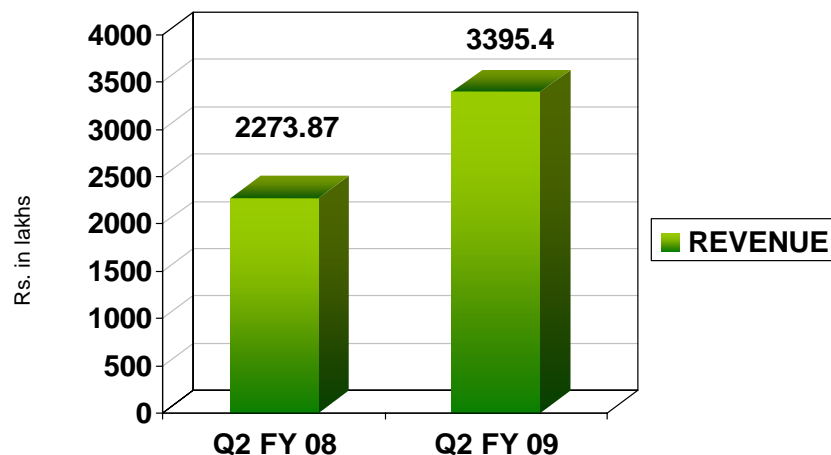
Particulars	Rs. in lakhs				
	Qtr Ended 30-Sep-08	Qtr Ended 30-Sep-07	Half Year Ended 30-Sep-08	Half Year Ended 30-Sep-07	Year Ended 31-Mar-08
Revenue	4,307.29	2,273.87	6,533.55	3,160.27	9,164.20
PAT	651.21	258.89	958.05	320.17	1,381.05



Financial Appraise Standalone

Financials Appraise - Standalone

- Everonn's Q2 FY 09 revenue rose to **Rs. 3395 lakhs**, up by **49%** as compared to Q2 FY 08
- PAT rose to **Rs. 803 lakhs**, up by **210%** as compared to Q2 FY 08

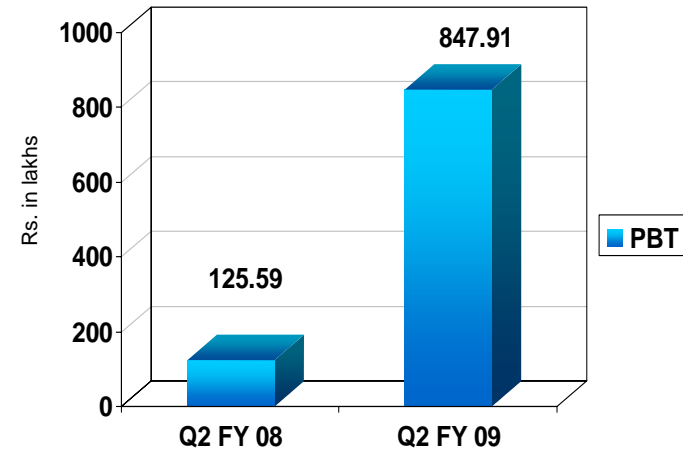
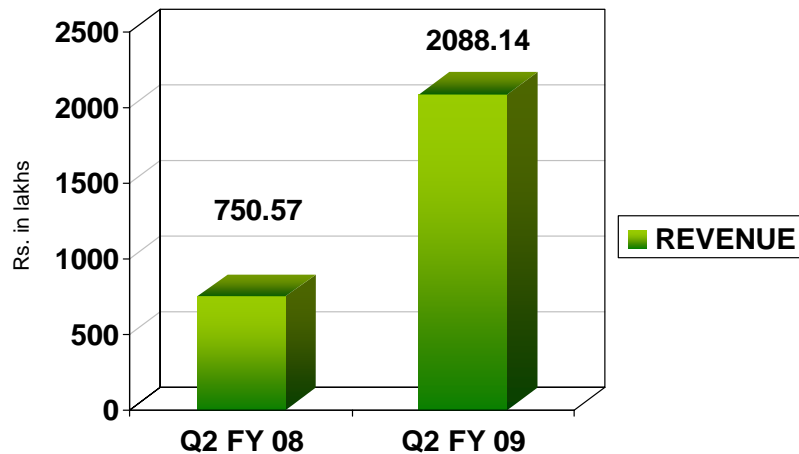


Particulars	Qtr Ended 30-Sep-08	Qtr Ended 30-Sep-07	Half Year Ended 30-Sep-08	Half Year Ended 30-Sep-07	Rs. in lakhs
					Year Ended 31-Mar-08
Revenue	3,395.40	2,273.87	5,621.65	3,160.27	9,123.21
PAT	803.08	258.89	1,109.91	320.17	1,378.57



Divisional Recital

Everonn redefined access to education by setting up Virtual and Interactive Learning classroom networks across India to deliver quality yet affordable education. It transcended the seamless space by reaching out to the remotest nooks of India. Everonn develops and integrates content of universal standard for audience at schools, colleges, corporate and retail segments.

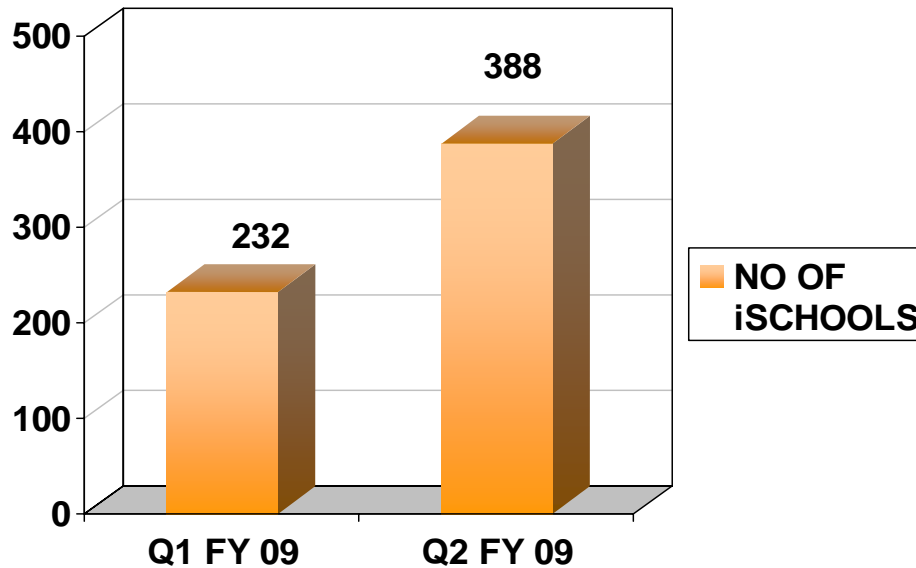


ViTELS - ischool

Added 156 ischools during Q2 FY 09

As at Q1 FY 09 – 232

As at Q2 FY 09 – 388

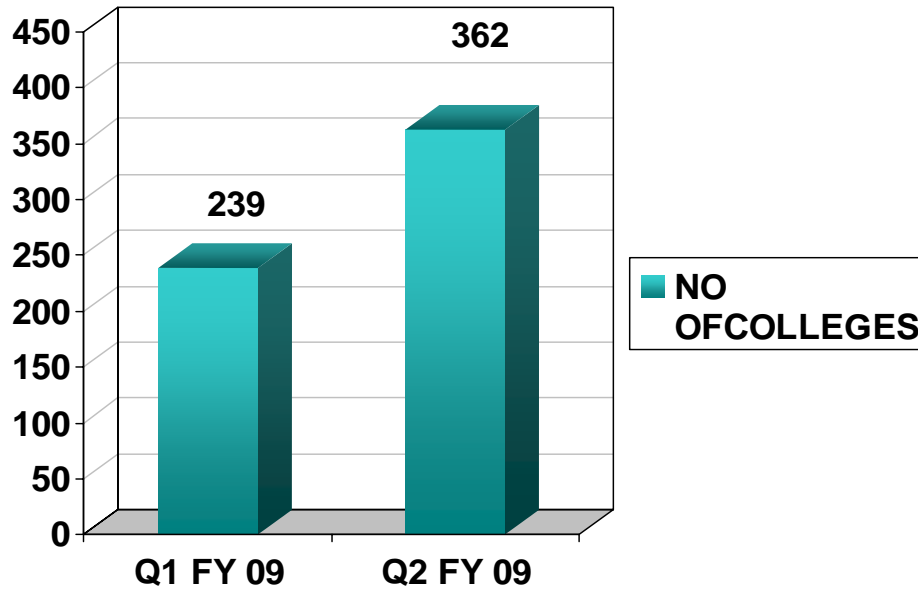


ViTELS - Colleges

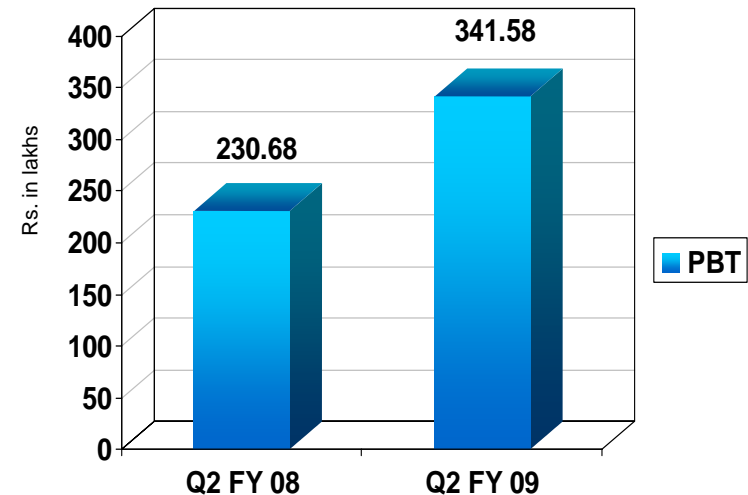
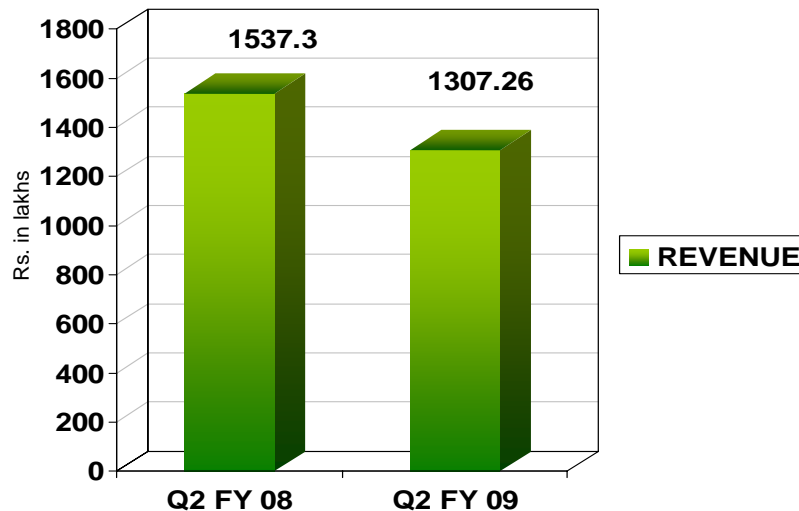
Added 123 colleges during Q2 FY 09

As at Q1 FY 09 – 239

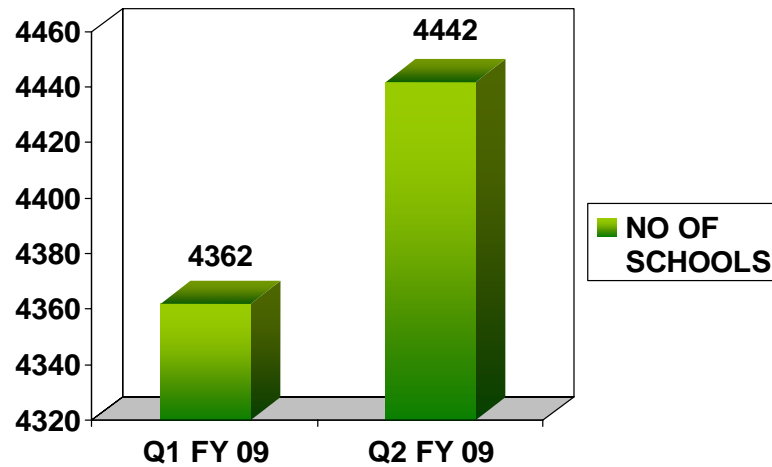
As at Q2 FY 09 – 362

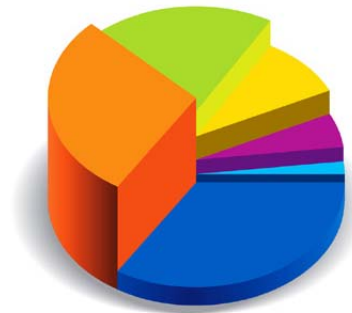


As pioneers in computer education, Everonn has partnered various State Governments to bridge the digital divide by setting up computer lab infrastructure at schools to impart IT and computer aided education under our ICT programme.



Added 80 schools this quarter, taking the total count to 4442 schools under this initiative.





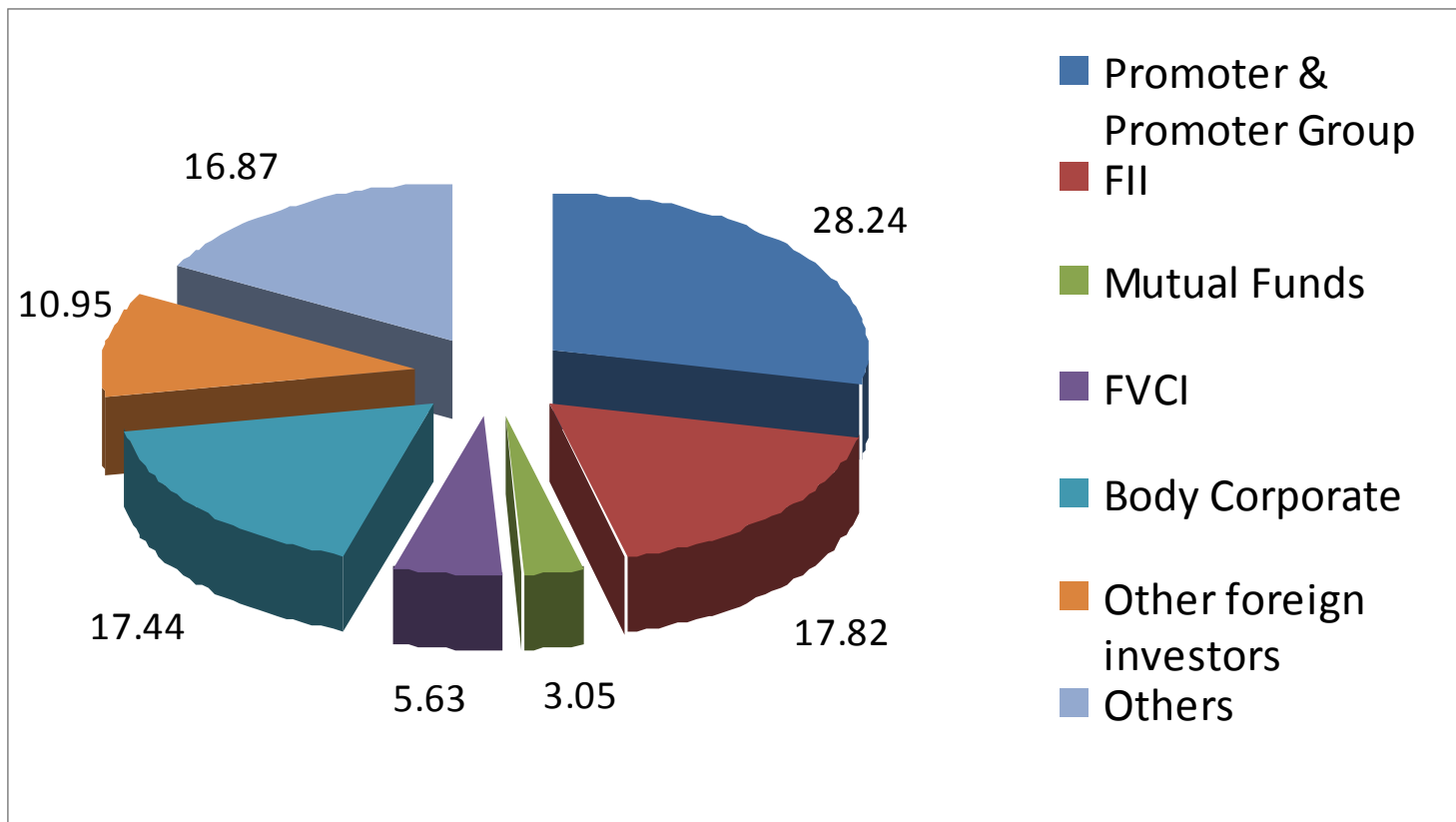
Financial Statements

Financial Statements

Rs. in lakhs

Particulars	Qtr Ended	Qtr Ended	Half Year	Half Year	Year Ended
	UnAudited	UnAudited	Ended	Ended	Audited
	30-Sep-08	30-Sep-07	UnAudited	UnAudited	31-Mar-08
			30-Sep-08	30-Sep-07	
1. Net Sales/Income from Operations	4,307.29	2,273.87	6,533.55	3,160.27	9,164.20
2. (a) Purchase of traded goods	861.91	167.25	861.92	167.25	927.88
(b) Employees cost	708.95	357.30	1,109.19	562.17	1,192.83
(c) Depreciation	362.17	296.04	637.22	515.94	985.91
(d) Other expenditure	1,219.83	1,014.74	2,206.89	1,280.92	3,703.17
(e) Total	3,152.86	1,835.33	4,815.22	2,526.28	6,809.79
3. Profit from Operations before Other Income and Interest (1-2)	1,154.43	438.54	1,718.33	633.99	2,354.41
4. Other Income	183.00	14.00	214.65	14.00	154.24
5. Profit before Interest (3+4)	1,337.43	452.54	1,932.98	647.99	2,508.65
6. Interest	115.90	96.27	226.56	174.16	332.04
7. Profit before tax (5-6)	1,221.53	356.27	1,706.42	473.83	2,176.61
8. Tax expense	570.31	97.38	748.38	153.66	795.56
9. Net Profit (+)/ Loss (-) after tax (7-8)	651.22	258.89	958.04	320.17	1,381.05

Shareholding Pattern





Everonn Systems India Limited

No 82, IV Avenue , Ashok Nagar, Chennai -600083
Tel: +91-44-23718202, 24715356, Fax: + 91-44-24717845
Website: www.everonn.com

For all investor queries please contact
Mr. S. VIJAYANAND
Company Secretary
E-mail: vijayanand@everonn.com